


# Gateway High School Introduction to Naviance 2018-2019



## Lesson Overview

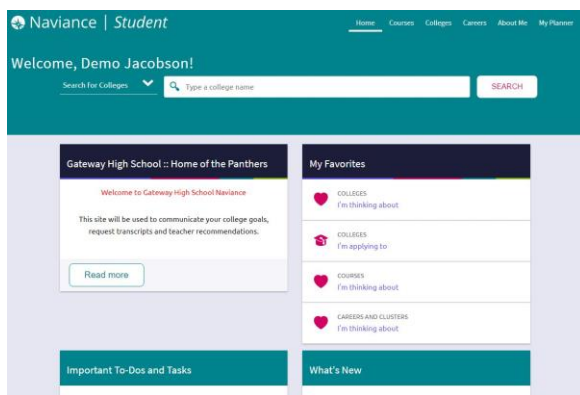
Naviance Student is a free tool that all Osceola County high school students have! You can take career assessments, research careers and colleges, use goal setting for your future, upload and house important documents and so much more!

## Getting Started

Follow these steps to log in to Naviance Student:

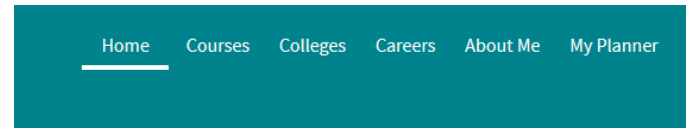
1. Log into GHS Naviance at:  
<https://gwhs.osceolaschools.net/>
  - a. Click on “Class Link”
  - b. Log in using your school log in
  - c. Select the Naviance Student App
2. Get oriented by reviewing all the items on your home page, including a Welcome message, updates, and important links!

## Welcome to Naviance Student



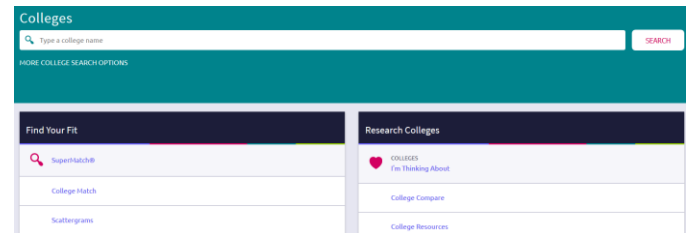
You will be greeted with a Welcome Message telling you about your Family Connection account. The “Pages” section highlights information related to your school. The “Links” section provides you access to websites that may be helpful. If your counselor has assigned you any new tasks, those will appear in the “What’s New” section each time you log in.

## About the Tabs




### Colleges:

The colleges tab provides you access to resources that will help you plan for your post-secondary future. Features include, college matching tools, scholarship research tools, college visit postings, enrichment programs and much more.



### Careers:

The careers tab allows you access to various career research tools and assessments that can help you determine what may be a best fit career or cluster for you. You can also access the Roadtrip Nation video archive, which houses over 3,552 interview clips with leaders who have built their lives around their interests.



### About Me:

In the About Me section, students can set goals, review favorite careers list, review favorite colleges list, build a resume, and much more.